



LOOS CAFÉ MUSEUM

TECHNISCHES BLATT
SCHEDA TECNICA
DATA SHEET
FICHE TECHNIQUE

LOOS CAFÉ MUSEUM

DESIGN ADOLF LOOS, 1898



Bugholzstuhl aus Buche mit
elliptischem Schnitt.

Sedia in faggio curvato a
sezione ellittica.

Bent beech-wood chair with
elliptical section.

Chaise en hêtre cintré à section
à ellipse.



SDLOOSLGN

Dimensions mm.
height 870 | width 440 | depth 530



SDLOOSPGL

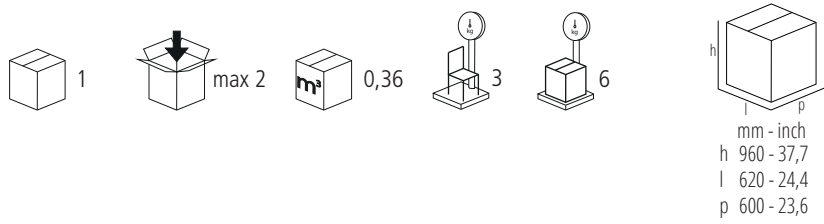
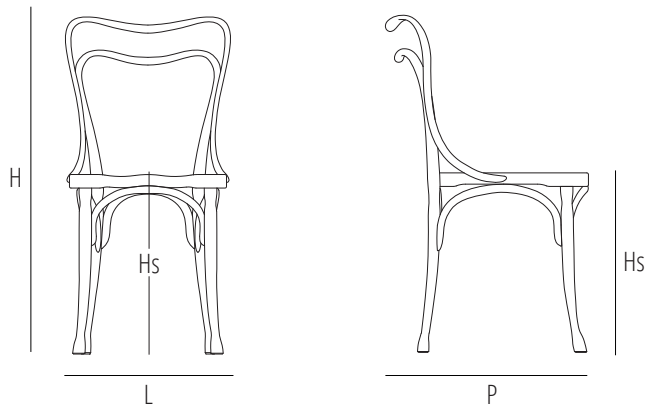
Dimensions mm.
height 870 | width 440 | depth 530



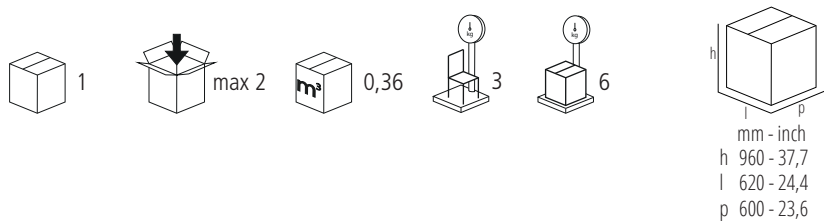
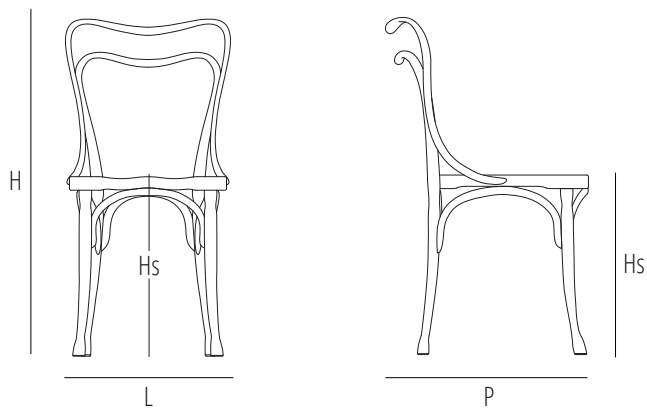
SDLOOSTES

Dimensions mm.
height 870 | width 440 | depth 530

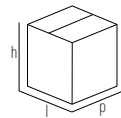
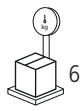
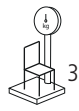
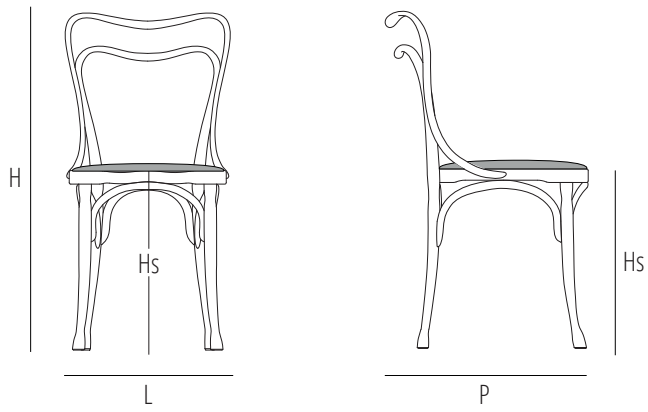
	mm	inch
H	870	34,2
L	440	17,3
P	530	20,8
Hs	470	18,5
Hb		



	mm	inch
H	870	34,2
L	440	17,3
P	530	20,8
Hs	470	18,5
Hb		



	mm	inch
H	870	34,2
L	440	17,3
P	530	20,8
Hs	470	18,5
Hb		



mm - inch
h 960 - 37,7
l 620 - 24,4
p 600 - 23,6



Verfuegbare Ausfuehrungen

Finiture disponibili

Available finishes

Finitions disponibles

WOOD



CLASSIC

